



يونى ستيل
UNISTEEL
Formwork & Scaffolding

RAPID-LOCK SYSTEM

WE ARE FORMING YOUR IDEAS





یونی سٹیل

UNISTEEL

Formwork & Scaffolding




RAPID-LOCK SYSTEM

The Rapid-Lock Scaffolding System is an innovative, commercial-grade scaffolding solution designed to meet the diverse needs of modern construction and industrial projects. Engineered for safety, efficiency, and durability, the Rapid-Lock system is a modular scaffold that offers quick assembly and disassembly, reducing labor time and increasing productivity on-site.

Crafted from lightweight yet robust materials, the Rapid-Lock system is not only easier to handle but also more cost-effective compared to traditional scaffolding systems. This makes it an ideal choice for projects that require both affordability and performance without compromising on safety or stability.

Our scaffolding system is built to withstand the rigors of various environments, from large-scale construction sites to complex industrial applications. The precision-engineered locking mechanisms provide a secure and stable platform, enhancing worker safety and confidence at elevated heights.

The versatility of the Rapid-Lock system makes it perfect for a wide range of applications, including building maintenance, construction, and infrastructure projects. Whether you're working on a high-rise building or a large industrial facility, the Rapid-Lock Scaffolding System provides the reliability, flexibility, and cost savings you need to get the job done efficiently and safely.



RAPID-LOCK BENEFITS

1. LIGHTWEIGHT AND EASY TO HANDLE:

The Rapid-Lock system is made from high-quality, lightweight materials, making it easier to transport, assemble, and disassemble. This reduces the physical strain on workers and speeds up the scaffolding process.

2. COST-EFFECTIVE:

Due to its innovative design and material efficiency, the Rapid-Lock system is more affordable than traditional scaffolding solutions. The reduced labor time and faster project turn around translate to significant cost savings for your business.

3. QUICK ASSEMBLY AND DISASSEMBLY:

The modular design and precision-engineered locking mechanisms allow for rapid setup and takedown, minimizing downtime on the job site and maximizing productivity.

4. VERSATILITY:

The Rapid-Lock system is adaptable to a wide range of project requirements, from simple maintenance tasks to complex industrial applications. Its modular nature allows it to be configured to fit any project size or scope.

5. DURABILITY AND RELIABILITY:

Built to withstand harsh conditions, the Rapid-Lock system is designed for long-term use. Its robust construction ensures it can endure the demands of industrial and construction environments.



RAPID-LOCK APPLICATIONS

1. CONSTRUCTION SITES:

Ideal for both residential and commercial construction projects, the Rapid-Lock system provides the stability and flexibility required for tasks such as bricklaying, painting, plastering, and more.

2. BUILDING MAINTENANCE:

Perfect for exterior maintenance work on buildings, including cleaning, repairs, window installation, and facade work.

3. INDUSTRIAL FACILITIES:

Suitable for use in factories, plants, and other industrial settings where access to elevated areas is required for maintenance, inspections, or installations.

4. INFRASTRUCTURE PROJECTS:

The Rapid-Lock system is well-suited for large-scale infrastructure projects such as bridges, tunnels, and roadworks, where its modularity and ease of use are essential.

5. EVENTS AND STAGING:

The lightweight and modular nature of the Rapid-Lock system make it an excellent choice for temporary structures, such as stages, platforms, and event setups.



R.L. STANDARD (VERTICALS)

-DIAMETER: 48.3MM

The verticals in the Rapid-Lock Scaffolding System have a standard diameter of 48.3 mm, providing a strong and stable structure capable of supporting heavy loads and maintaining structural integrity across various applications.

-THICKNESS: 2.90MM

The verticals are 2.90mm thick, offering a balance between strength and weight. This ensures durability while keeping the scaffolding lightweight and easy to handle.

-FIXED CUPS EVERY 50 CM

The verticals feature fixed cups spaced every 50 cm, allowing for quick and secure attachment of horizontal and diagonal components. This fixed interval ensures consistent spacing and alignment across the scaffold, enhancing stability and ease of assembly.

-VERTICAL CONNECTIONS

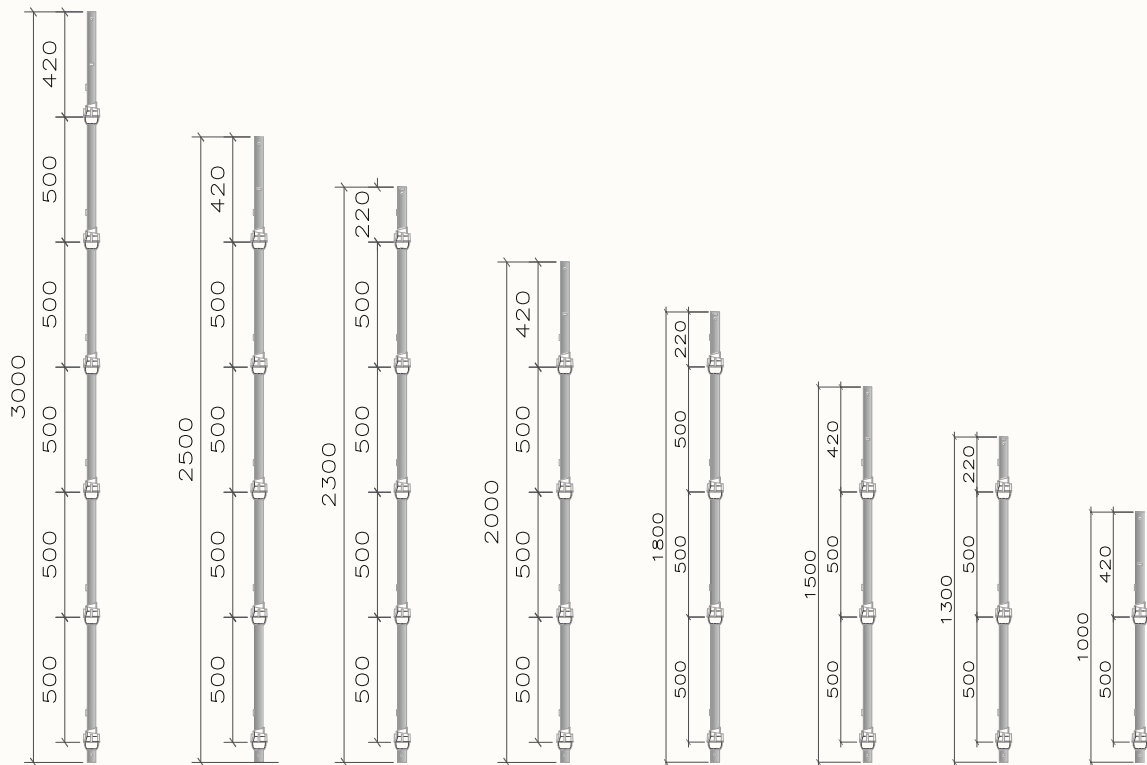
Vertical connections are achieved using a Loose Spigot with a Locking Bolt and Nut (M10 X 70). This connection method provides a secure and reliable link between verticals, ensuring the scaffolding maintains its structural integrity even under significant loads or in challenging conditions.

Lift Height (Meter)	Safe Working Load Internal (kN)	Safe Working Load External (kN)
1.0	45.0	36.0
1.5	40.0	31.0
2.0	30.0	22.0



R.L. STANDARD (VERTICALS)

Item Length / Thick	Item Code	Weight (KG)
Rapid-Lock Standard 3.00 m / Thick 2.9 mm	710-001	13.981
Rapid-Lock Standard 2.50 m / Thick 2.9 mm	710-002	11.647
Rapid-Lock Standard 2.30 m / Thick 2.9 mm	710-003	10.998
Rapid-Lock Standard 2.00 m / Thick 2.9 mm	710-004	9.329
Rapid-Lock Standard 1.8 m / Thick 2.9 mm	710-005	8.679
Rapid-Lock Standard 1.5 m / Thick 2.9 mm	710-006	6.996
Rapid-Lock Standard 1.30 m / Thick 2.9 mm	710-007	6.347
Rapid-Lock Standard 1.00 m / Thick 2.9 mm	710-008	4.664



R.L. LEDGERS & TRANSOMS (HORIZONTALS)

-DIAMETER: 48.3MM

The ledgers and transoms in the Rapid-Lock Scaffolding System have a diameter of 48.3mm, matching the verticals to ensure compatibility and uniformity across the scaffold structure. This consistent diameter provides robust support and stability for horizontal components.

-THICKNESS: 2.50MM

The ledgers and transoms thickness are 2.50mm, balancing strength with reduced weight. This thickness is optimized to provide sufficient load-bearing capacity while keeping the components lightweight for easy handling and assembly.

-SYMMETRICAL DROP FORGED BLADE ENDS

Both the ledgers and transoms are equipped with symmetrical drop forged blade ends. These precision-engineered blade ends ensure a secure and firm connection with the fixed cups on the verticals, enhancing the overall stability and rigidity of the scaffolding system. The symmetrical design allows for quick and easy installation from either end, improving efficiency during assembly and disassembly.

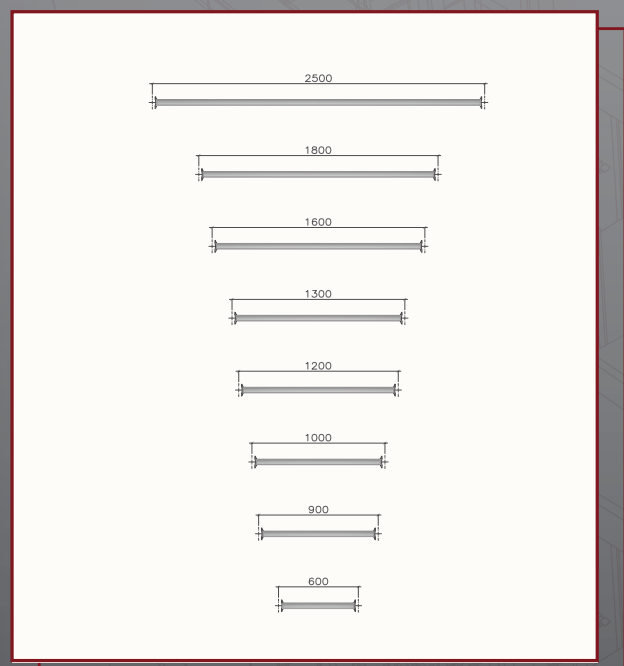

-STRENGTH OF LEDGER

Made from high-quality steel, these ledgers provide robust horizontal support in the scaffolding structure. The 2.5 mm thickness ensures that they can withstand substantial loads, contributing to the overall stability of the scaffolding system while maintaining a lightweight and efficient design for easy handling during assembly and disassembly. Their strength makes them ideal for many applications, ensuring safety and reliability on various construction sites



R.L. LEDGERS & TRANSOMS (HORIZONTALS)

Item Length / Thick	Item Code	Weight (KG)
Rapid-Lock Ledger 3.00 m / Thick. 2.5mm	710-009	8.789
Rapid-Lock Ledger 2.50 m / Thick. 2.5mm	710-010	7.377
Rapid-Lock Ledger 2.00 m / Thick. 2.5mm	710-011	5.966
Rapid-Lock Ledger 1.80 m / Thick. 2.5mm	710-012	5.401
Rapid-Lock Ledger 1.60 m / Thick. 2.5mm	710-013	4.836
Rapid-Lock Ledger 1.30 m / Thick. 2.5mm	710-014	3.989
Rapid-Lock Ledger 1.20 m / Thick. 2.5mm	710-015	3.706
Rapid-Lock Ledger 1.00 m / Thick. 2.5mm	710-016	3.142
Rapid-Lock Ledger 0.90 m / Thick. 2.5mm	710-017	2.859
Rapid-Lock Ledger 0.60 m / Thick. 2.5mm	710-018	2.012
Rapid-Lock Intermediate Transom 0.60 m / Thick. 2.5mm	710-019	2.658
Rapid-Lock Intermediate Transom 0.90 m / Thick. 2.5mm	710-020	3.506
Rapid-Lock Intermediate Transom 1.00 m / Thick. 2.5mm	710-021	3.788
Rapid-Lock Intermediate Transom 1.20 m / Thick. 2.5mm	710-022	4.353
Rapid-Lock Intermediate Transom 1.30 m / Thick. 2.5mm	710-023	4.635
Rapid-Lock Intermediate Transom 1.60 m / Thick. 2.5mm	710-024	5.482
Rapid-Lock Intermediate Transom 1.80 m / Thick. 2.5mm	710-025	6.047
Rapid-Lock Intermediate Transom 2.50 m / Thick. 2.5mm	710-026	8.584



EMBOSSED SCAFFOLD TUBES

-DIAMETER: 48.3 MM

The embossed scaffold tubes feature a standard diameter of 48.3 mm, ensuring compatibility with other scaffolding components.

-THICKNESS: 2.50 MM

Tube thickness is 2.50 mm, these tubes offer a balance between strength and lightweight handling.

-TENSILE STRENGTH: 450-500 MPA

Depending on the steel grade used.

-WEIGHT PER METER: 3.59 KG/M

-GALVANIZED COATING THICKNESS: 40-85 MICRONS

Item Length / Thick	Item Code	Weight (KG)
Rapid-Lock - GLV. Tube 1.0 m / Thick. 2.5mm	710-027	2.824
Rapid-Lock - GLV. Tube 1.50 m / Thick. 2.5mm	710-028	4.236
Rapid-Lock - GLV. Tube 2.0 m / Thick. 2.5mm	710-029	5.648
Rapid-Lock - GLV. Tube 2.50 m / Thick. 2.5mm	710-030	7.06
Rapid-Lock - GLV. Tube 3.0 m / Thick. 2.5mm	710-031	8.472
Rapid-Lock - GLV. Tube 3.50 m / Thick. 2.5mm	710-032	9.884
Rapid-Lock - GLV. Tube 4.00 m / Thick. 2.5mm	710-033	11.296
Rapid-Lock - GLV. Tube 4.50 m / Thick. 2.5mm	710-034	12.708
Rapid-Lock - GLV. Tube 5.0 m / Thick. 2.5mm	710-035	14.12
Rapid-Lock - GLV. Tube 6.0 m / Thick. 2.5mm	710-036	16.944





یونی سٹیل

UNISTEEL

Formwork & Scaffolding



Contact Us

✉ Info@unisteel.com.sa

🌐 www.unisteel.com.sa

📞 920000864

